

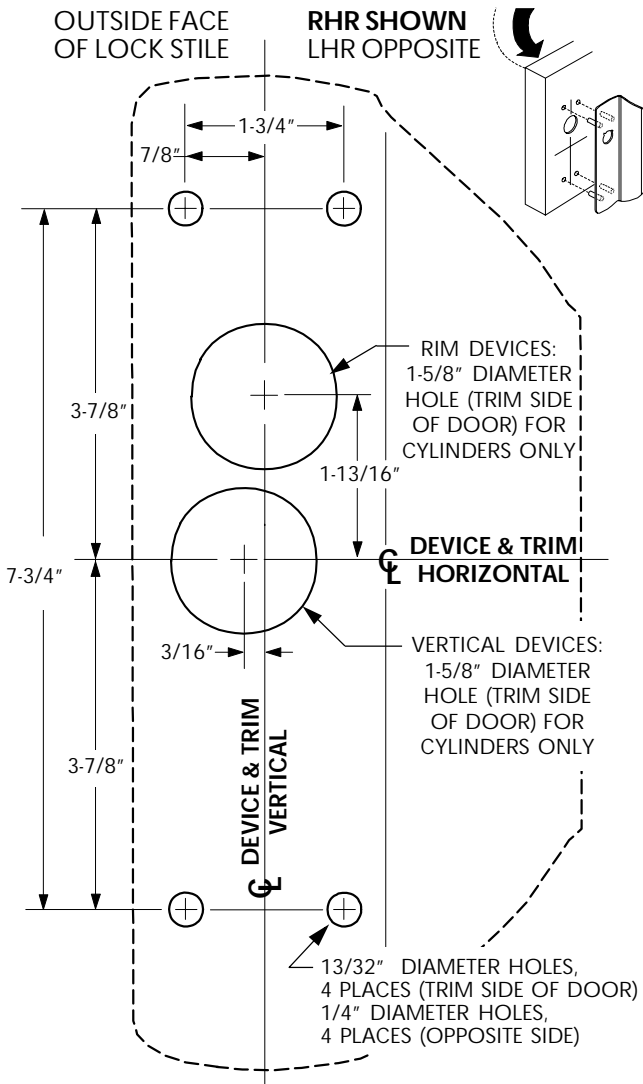


# INSTALLATION INSTRUCTIONS

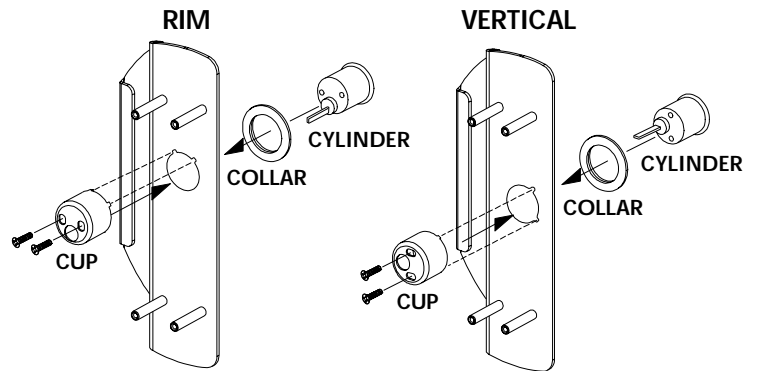
## VR810/VR814 VANDAL RESISTANT TRIM

FOR USE WITH XX and 18 MONARCH RIM AND VERTICAL EXIT DEVICES

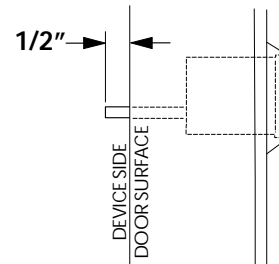
- 1** PREPARE PUSH SIDE OF DOOR FOR EXIT DEVICE. SEE EXIT DEVICE INSTRUCTIONS FOR PREPARATION.
- 2** PREPARE PULL SIDE OF DOOR FOR TRIM.
  - A** TRANSFER VERTICAL AND HORIZONTAL DEVICE CENTER LINES FROM PUSH SIDE OF DOOR TO PULL SIDE.
  - B** LOCATE AND PREPARE ALL HOLES AS INDICATED BELOW.




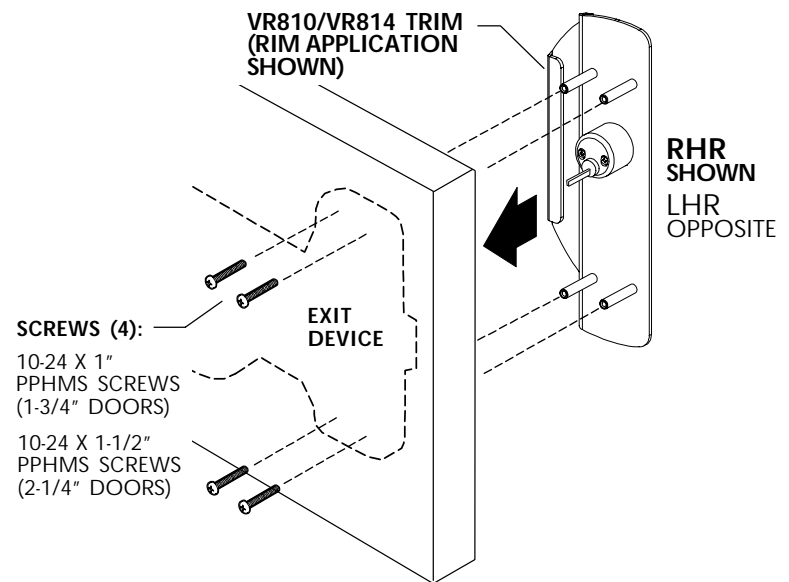
- 3** IF USING A CYLINDER:
  - A** SECURE CYLINDER TO TRIM.



- B** PLACE TRIM ON DOOR AND CUT CYLINDER TAILPIECE SO IT PROJECTS 1/2" OUT OF DOOR.



- 4** INSTALL EXIT DEVICE AND TRIM.



829623-00 (Revision 1)

Copyright © 2004 Ingersoll-Rand. All rights reserved.

**IR** Security & Safety  
Proven Source. Proven Solutions.™